



# Domestic and Family Violence Database

## Global Summary – November 2003

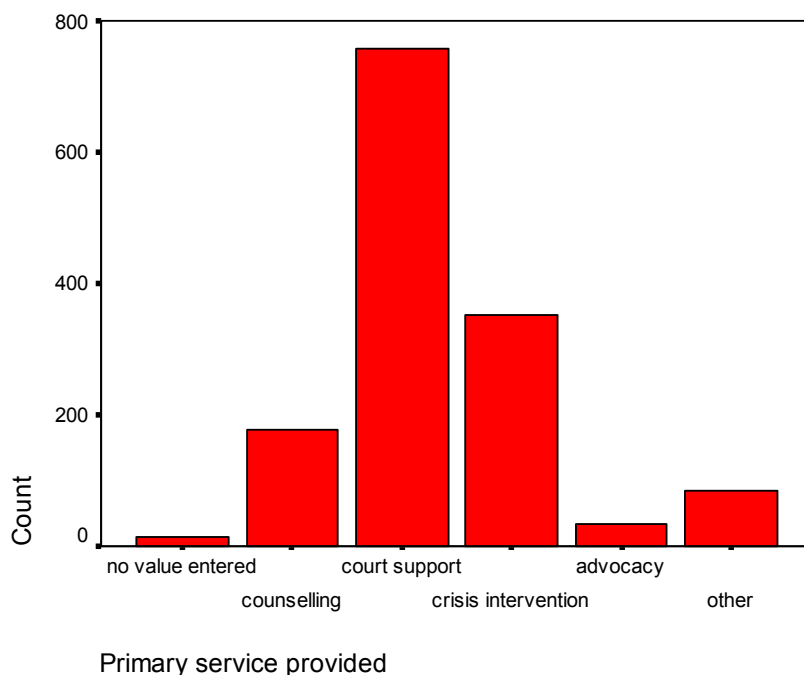
The following statistical information has been collated from data provided by domestic and family violence prevention and support services funded by the Queensland Government's Department of Families, for the month of November 2003. The data is collected by the service providers in respect of each new client, or new client matter presenting for assistance in relation to domestic or family violence. It therefore only relates to people who access support services and should not be seen to represent the incidence of domestic and family violence in Queensland. Also, it cannot be seen to represent the total workload of these services, because the data is collected only for *new clients* or *new client matters*.

This is the second data output since the data collection began and is a preliminary summary. Charts have been provided where practical and useful. The presentation of the statistical information will be refined on the basis of feedback from contributors to the database and other stakeholders.

### 1. Total Number of New Client/Matters – 1420

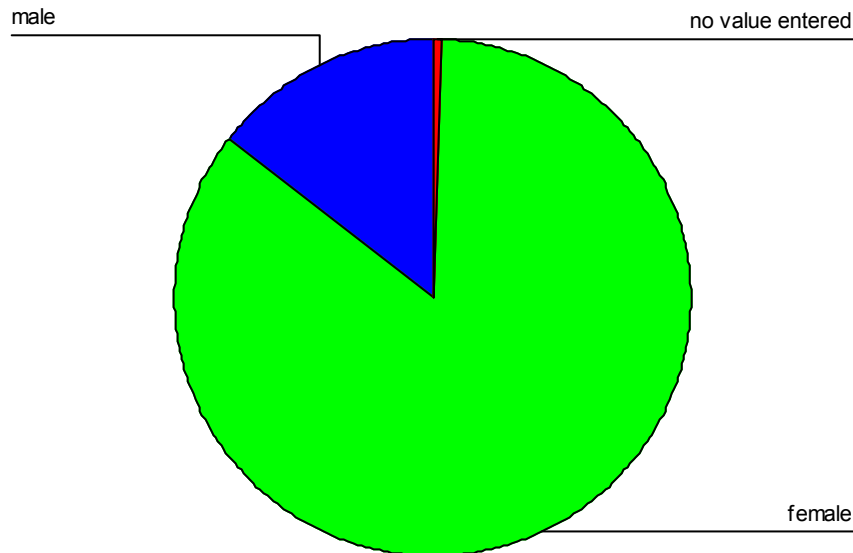
### 2. Primary Service Provided

	Frequency	Percent
No value entered	14	1
Counseling	177	12.5
Court support	759	53.5
Crisis intervention	352	24.8
Advocacy	33	2.3
Other	85	6
<b>Total</b>	<b>1420</b>	<b>100</b>



### 3. Client gender

	Frequency	Percent
No value entered	6	0.4
Female	1209	85.1
Male	205	14.4
<b>Total</b>	<b>1420</b>	<b>100</b>



### 4. Cultural Identity (9 most common)

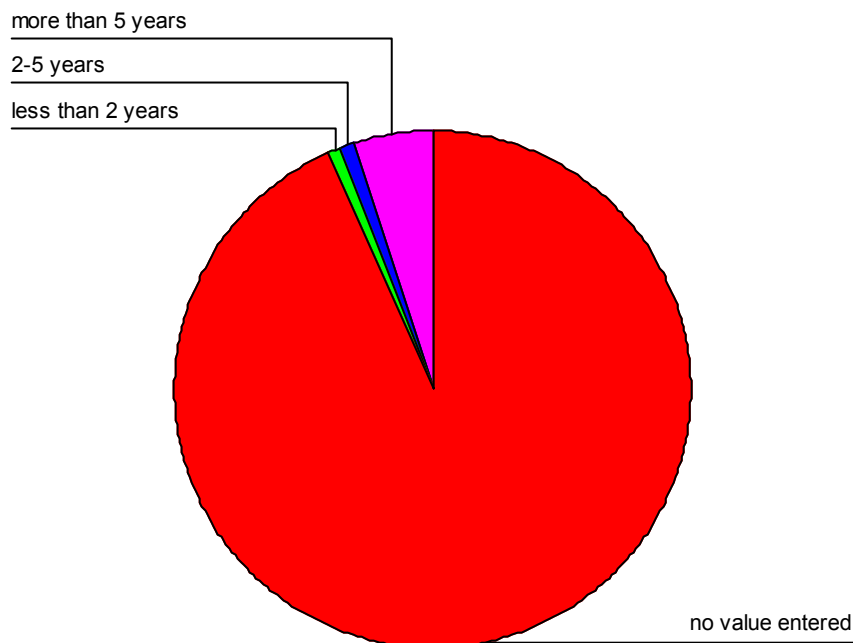
	Frequency	Percent
Australian	1102	77.6
Australian Aboriginal	81	5.7
Australian South Sea Islander	7	0.5
Australian Torres Strait Islander	22	1.5
Australian Aboriginal and Torres Strait Islander	6	0.4
Australian – any combination of Aboriginal/SSI/TSI	8	0.6
English	7	0.5
New Zealander	18	1.3
Unknown	97	6.8
<b>Total</b>	<b>1348</b>	<b>94.9</b>

## 5. Country of Birth (7 most common)

	Frequency	Percent
Australia	1274	89.7
Fiji	7	0.5
New Zealand	34	2.4
Papua New Guinea	6	0.4
Philippines	10	0.7
United Kingdom	9	0.6
Unknown	19	1.3
<b>Total</b>	<b>1359</b>	<b>95.6</b>

## 6. Years in Australia if born overseas

	Frequency	Percent
No value entered	1327	93.5
Less than 2 years	11	0.8
2-5 years	11	0.8
More than 5 years	71	5
<b>Total</b>	<b>1420</b>	<b>100</b>



## 7. Language spoken at home (4 most common)

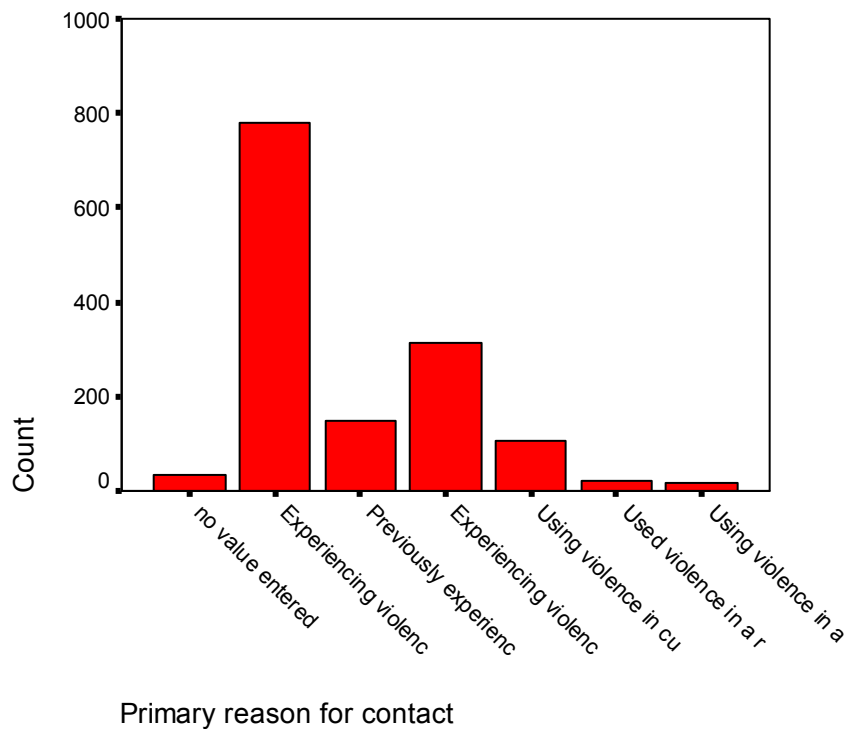
	Frequency	Percent
English	1372	96.6
Spanish	4	0.3
Tongan	9	0.6
Indigenous Language	10	0.7
<b>Total</b>	<b>1395</b>	<b>98.2</b>

## 8. Type of relationship

	Frequency	Percent
Spouse	1077	75.8
Spousal same sex	8	0.6
Intimate personal	121	8.5
Intimate personal same sex	5	0.4
Providing informal care	1	0.1
Receiving informal care	3	0.2
Family - parent/step-parent/child	125	8.8
Family - grandparent/grandchild	11	0.8
Family - sibling	38	2.7
Other	31	2.1
<b>Total</b>	<b>1420</b>	<b>100</b>

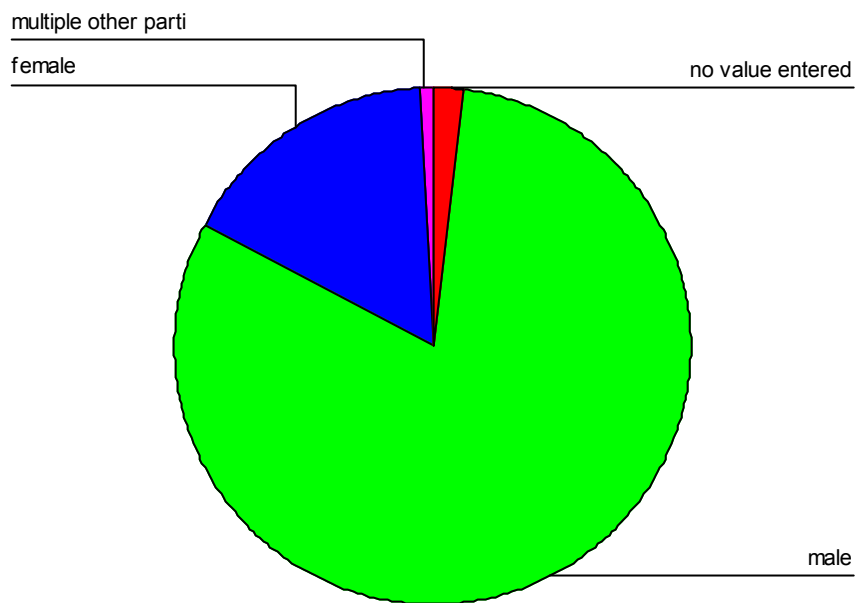
## 9. Primary reason for contact

	Frequency	Percent
No value entered	32	2.3
Experiencing violence in current relationship	781	55
Previously experienced violence in a relationship	150	10.6
Experiencing violence from a past relationship	313	22
Using violence in current relationship	104	7.3
Used violence in a relationship	23	1.6
Using violence in a past relationship	17	1.2
<b>Total</b>	<b>1420</b>	<b>100</b>



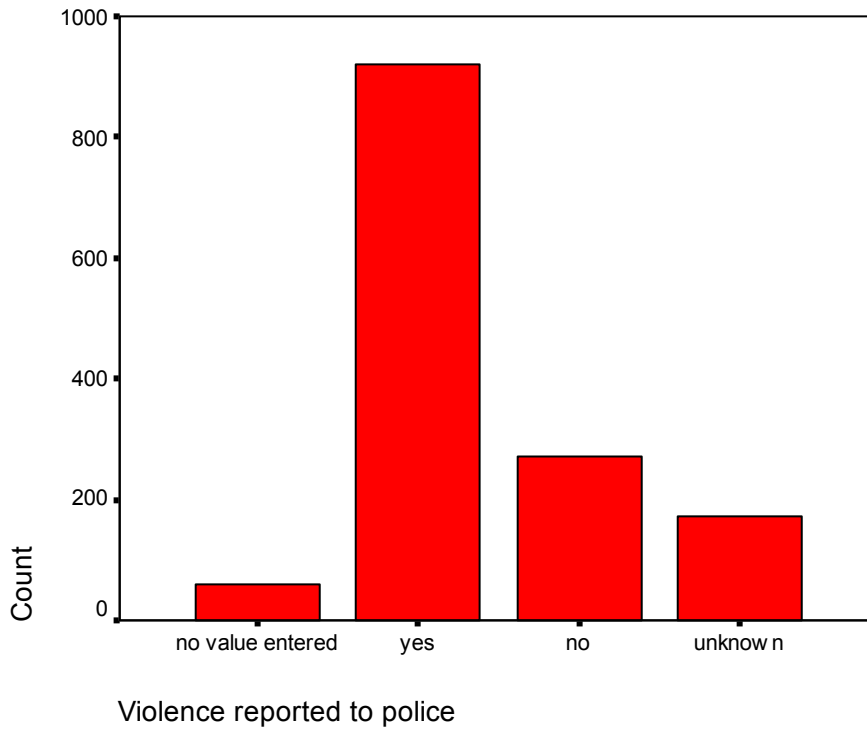
## 10. Gender of other party

	Frequency	Percent
No value entered	28	2
Male	1149	80.9
Female	231	16.3
Multiple other parties	12	0.8
<b>Total</b>	<b>1420</b>	<b>100</b>



## 11. Violence reported to police

	Frequency	Percent
No value entered	58	4.1
Yes	919	64.7
No	272	19.2
Unknown	171	12
<b>Total</b>	<b>1420</b>	<b>100</b>

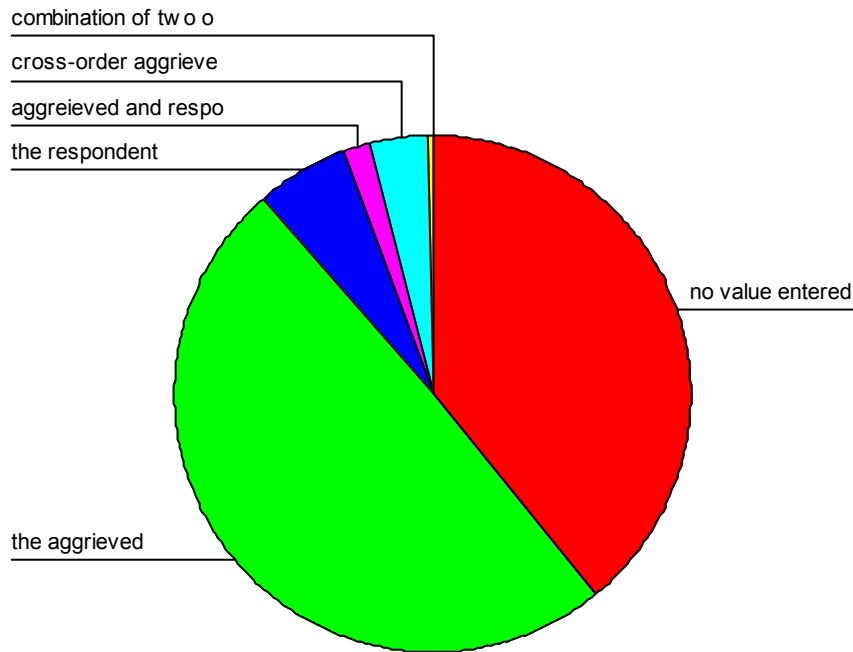


## 12. Current domestic violence order status

	Frequency	Percent
No current order	292	20.6
Service assisting with order	112	7.9
Current order application	508	35.8
Current order	304	21.4
Temporary order	188	13.2
Registered interstate order	7	0.5
Unregistered interstate order	6	0.4
Expired order	20	1.4
Applying to vary order	69	4.9
Multiple orders	12	0.9
Unknown	48	3.4
<b>Total</b>	<b>1566</b>	

### 13. Who is client on current order

	Frequency	Percent
No value entered	557	39.2
The aggrieved	702	49.4
The respondent	83	5.8
Aggrieved and respondent	22	1.5
Cross-order aggrieved/respondent	54	3.8
Combination of two or more of above	2	0.1
<b>Total</b>	<b>1420</b>	<b>100</b>



### 12. Disabilities

	Frequency	Percent
No disability	814	57.3
Physical disability	44	3.1
Specific learning disability	3	0.2
Intellectual disability	11	0.8
Acquired brain injury	4	0.3
Autism	1	0.1
Psychiatric disability	27	1.9
Neurological disability	7	0.5
Sensory and speech disability	19	1.3
Unknown	455	32
<b>Total</b>	<b>1385</b>	