



Domestic and Family Violence Database

Summary – December 2003

The following statistical information has been collated from data provided by domestic and family violence prevention and support services funded by the Queensland Government's Department of Families, for the month of December 2003. The data is collected by the service providers in respect of each new client, or new client matter presenting for assistance in relation to domestic or family violence. It therefore only relates to people who access support services and should not be seen to represent the incidence of domestic and family violence in Queensland. Also, it cannot be seen to represent the total workload of these services, because the data is collected only for *new clients* or *new client matters*.

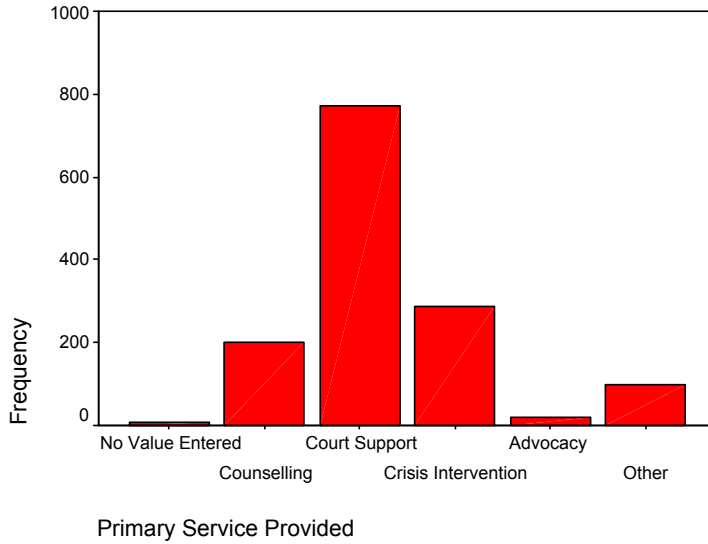
This is the third data output since the data collection began and is a preliminary summary. Charts have been provided where practical and useful. The presentation of the statistical information will be refined on the basis of feedback from contributors to the database and other stakeholders.

1. Total Number of New Client/Matters – 1385

2. Primary Service Provided

	Frequency	Percent
No Value Entered	7	0.5
Counselling	200	14.4
Court Support	770	55.6
Crisis Intervention	289	20.9
Advocacy	21	1.5
Other	98	7.1
Total	1385	100.0

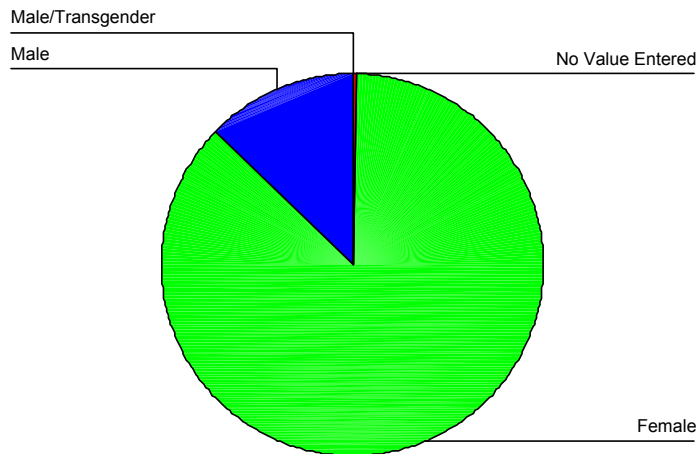
Primary Service



3. Client gender

	Frequency	Percent
No Value Entered	5	0.4
Female	1204	86.9
Male	175	12.6
Male/Transgender	1	0.1
Total	1385	100.0

Client Gender



4. Cultural Identity (7 most common)

	Frequency	Percent
Australian	1040	75.1
Australian Aboriginal	114	8.2
Australian South Sea Islander	1	0.1
Australian Torres Strait Islander	27	1.9
New Zealander	15	1.1
Papua New Guinean	9	0.6
Unknown	83	6.0
Total	1289	93.0

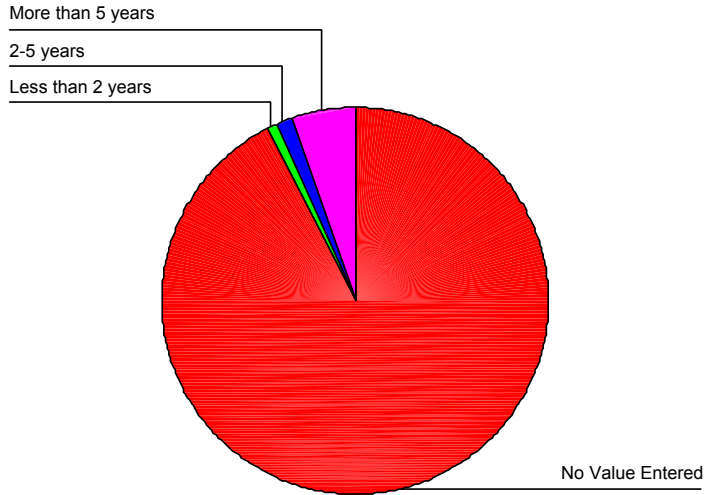
5. Country of Birth (10 most common)

	Frequency	Percent
Australia	1211	87.4
Fiji	3	0.2
Germany	5	0.4
Italy	5	0.4
Malaysia	4	0.3
New Zealand	33	2.4
Papua New Guinea	12	0.9
Philippines	18	1.3
United Kingdom	16	1.2
United States	4	0.3
Total	1311	94.8

6. Years in Australia if born overseas

	Frequency	Percent
No value entered	1280	92.4
Less than 2 years	11	0.8
2-5 years	20	1.4
More than 5 years	74	5.3
Total	1385	100.0

Years in Australia if Born Overseas



7. Language spoken at home (9 most frequent)

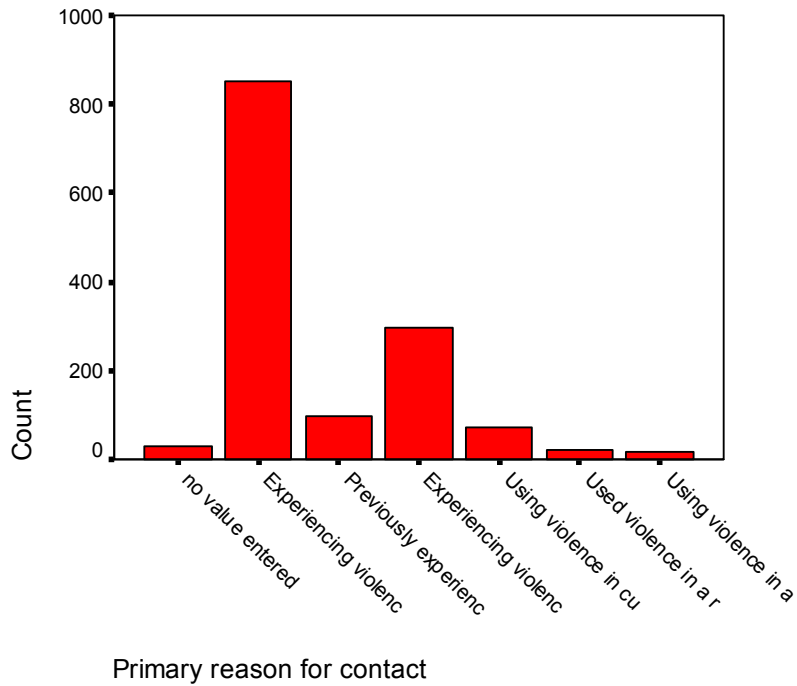
	Frequency	Percent
Arabic	2	0.1
English	1332	96.2
English Sign Language	3	0.2
Spanish	2	0.2
Sranan	2	0.1
Sudanese	2	0.1
Tagalog	5	0.4
Indigenous Language	11	0.8
Tongan	16	1.2
Total	1375	99.3

8. Type of relationship

	Frequency	Percent
Spouse	1034	74.7
Spousal same sex	3	0.2
Intimate personal	109	7.9
Intimate personal same sex	5	0.4
Providing Informal care	3	0.2
Receiving informal care	2	0.1
Family - parent/step-parent/child	132	9.5
Family - grandparent/grandchild	12	0.9
Family - sibling	51	3.7
Other	24	2.4
Total	1375	100.0

9. Primary reason for contact

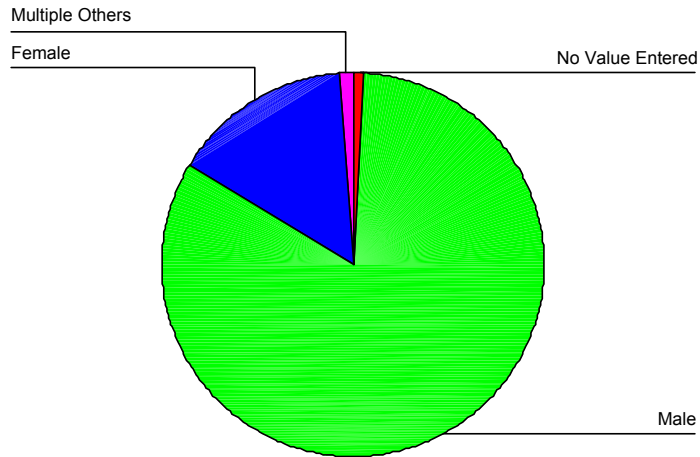
	Frequency	Percent
No value entered	28	2.0
Experiencing violence in current relationship	850	61.4
Previously experienced violence in a relationship	99	7.1
Experiencing violence from a past relationship	295	21.3
Using violence in current relationship	73	5.3
Used violence in a relationship	23	1.7
Using violence in a past relationship	17	1.2
Total	1385	100.0



10. Gender of other party

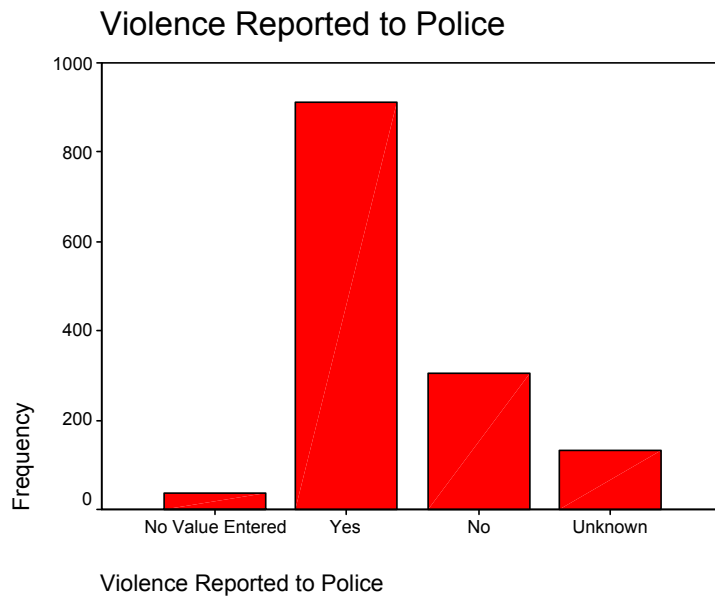
	Frequency	Percent
No value entered	12	0.9
Female	1147	82.8
Male	210	15.2
Multiple other parties	16	1.2
Total	1385	100.0

Gender of Other Party



11. Violence reported to police

	Frequency	Percent
No value entered	35	2.5
Yes	911	65.8
No	305	22.0
Unknown	134	9.7
Total	1385	100.0



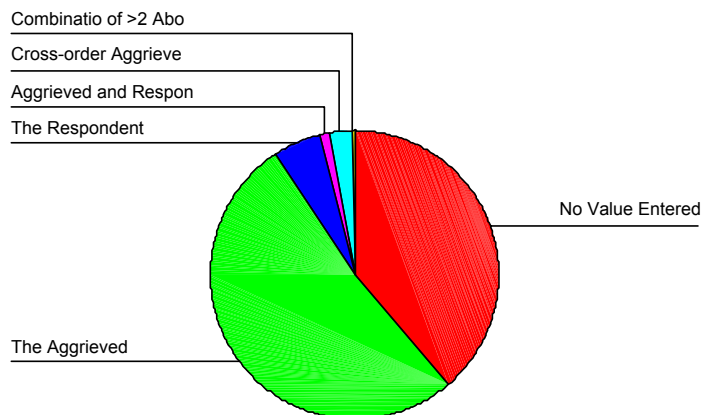
12. Current domestic violence order status

	Frequency	Percent
No current order	335	24.2
Service assisting with order	153	11.0
Current order application	471	34.0
Current order	307	22.2
Temporary order	175	12.6
Registered interstate order	4	0.3
Unregistered interstate order	6	0.4
Expired order	28	2.0
Applying to vary order	69	5.0
Multiple orders	4	0.3
Multiple orders - specify	6	0.4
Unknown	51	3.7
Total	1609	

13. Who is client on current order

	Frequency	Percent
No value entered	536	38.7
The aggrieved	721	52.1
The respondent	73	5.3
Aggrieved and respondent	15	1.1
Cross-order aggrieved/respondent	36	2.6
Combination of two or more of above	4	0.3
Total	1385	100.0

Who is Client on Current Order?



14. Disabilities

	Frequency	Percent
No disability	378	27.3
Physical disability	28	2.0
Specific learning disability	3	0.2
Intellectual disability	10	0.7
Acquired brain injury	2	0.1
Psychiatric disability	28	2
Neurological disability	8	0.6
Sensory and speech disability	11	0.8
Unknown	266	19.2
Total	734	